
























NKUCFC Survey 2008

1. Tell us about yourself. OPTIONAL information			
		Response Percent	Response Count
Name:		91.2%	145
Company:		52.8%	84
Address:		84.9%	135
Address 2:		8.2%	13
City/Town:		91.8%	146
State:		95.0%	151
ZIP/Postal Code:		91.8%	146
Country:		78.6%	125
Email Address:		79.2%	126
Phone Number:		57.2%	91
		answered question	159
		skipped question	41

2. Would you like to be added to the NKUCFC contact and distribution list? Check all that apply.			
		Response Percent	Response Count
email		82.0%	91
newsletter and invitations		51.4%	57
		answered question	111
		skipped question	89








3. Who are you? A leader representing what type of community agency or company

		Response Percent	Response Count
Planning agency		3.8%	7
Sanitation District No.1		3.3%	6
Trade association		1.6%	3
Corporate sustainability		0.0%	0
Building and Architecture		2.7%	5
Tree board		1.1%	2
Educational institutions		4.4%	8
Elected leader		2.2%	4
Municipal government		11.5%	21
Other green/conservation group		8.2%	15
University/Cooperative Extension		3.8%	7
Other (please specify)		57.1%	104
		<i>answered question</i>	182
		<i>skipped question</i>	18

4. How important are these issues to our community and our region?

	Don't know	Not a priority	Some what important	Important	Very important	Response Count
land development	0.0% (0)	3.6% (6)	5.4% (9)	30.1% (50)	60.8% (101)	166
urban forest management	1.2% (2)	4.2% (7)	13.2% (22)	32.9% (55)	49.7% (83)	167
insect and disease like emerald ash borer	3.0% (5)	3.0% (5)	20.4% (34)	38.9% (65)	35.3% (59)	167
water quality/flooding	0.0% (0)	2.4% (4)	5.4% (9)	26.5% (44)	66.3% (110)	166
hillside protection	0.6% (1)	1.2% (2)	10.8% (18)	22.2% (37)	65.3% (109)	167
economic development	0.0% (0)	4.8% (8)	13.3% (22)	38.0% (63)	45.2% (75)	166
planning for livable communities	0.0% (0)	3.6% (6)	9.0% (15)	24.6% (41)	62.9% (105)	167
enhanced aesthetics	0.6% (1)	4.2% (7)	17.6% (29)	43.0% (71)	35.8% (59)	165
parks and recreation	0.6% (1)	1.2% (2)	13.3% (22)	40.4% (67)	44.6% (74)	166
wildlife habitat	1.2% (2)	3.0% (5)	15.9% (26)	31.7% (52)	48.2% (79)	164
Other (please specify)						25
answered question						167
skipped question						33





5. Where are you having challenges? Check all that apply.

		Response Percent	Response Count
Getting community support for your programs or initiatives		40.8%	53
Getting government support for your programs or initiatives		44.6%	58
Developing and implementing programs		30.0%	39
Recruiting volunteers		30.8%	40
Education and training		33.1%	43
Budget and funding		63.8%	83
Marketing - getting the word out		46.9%	61
		Other (please specify)	18
		answered question	130
		skipped question	70

6. What NKUCFC research information or services would be helpful to you?					
	High	Medium	Low	Rating Average	Response Count
Trees in Our Communities Grant Program	49.2% (59)	35.0% (42)	15.8% (19)	1.67	120
Tree planting database	33.3% (40)	48.3% (58)	18.3% (22)	1.85	120
Forest quality assessments and urban forestry reports	34.2% (41)	50.0% (60)	15.8% (19)	1.82	120
Expert urban forestry information	40.8% (49)	47.5% (57)	11.7% (14)	1.71	120
Public policy initiatives	48.8% (60)	42.3% (52)	8.9% (11)	1.60	123
Membership directory	11.7% (14)	51.7% (62)	36.7% (44)	2.25	120
Opportunity for grassroots efforts and greater access to elected leaders	39.2% (49)	41.6% (52)	19.2% (24)	1.80	125
Networking with peers, serving on a committee, new member orientation	30.5% (36)	42.4% (50)	27.1% (32)	1.97	118
			Other (please specify)		11
			answered question		126
			skipped question		74

7. What is your preferred method of communication for NKUCFC to serve you better?						
	email	flyer/direct mail	NKUCFC website	NKUCFC newsletter	Rating Average	Response Count
Meeting announcements	74.6% (94)	11.1% (14)	4.8% (6)	9.5% (12)	1.49	126
Events and workshops	69.8% (88)	18.3% (23)	4.0% (5)	7.9% (10)	1.50	126
Community issues/news	70.2% (87)	14.5% (18)	4.8% (6)	10.5% (13)	1.56	124
					answered question	128
					skipped question	72

8. What day of the week and meeting times do you prefer?						
	Morning	Lunch	Afternoon	Evening	Doesn't matter	Response Count
Monday	10.7% (8)	12.0% (9)	14.7% (11)	18.7% (14)	44.0% (33)	75
Tuesday	17.2% (15)	11.5% (10)	11.5% (10)	23.0% (20)	36.8% (32)	87
Wednesday	18.4% (16)	13.8% (12)	9.2% (8)	21.8% (19)	36.8% (32)	87
Thursday	17.6% (15)	9.4% (8)	14.1% (12)	22.4% (19)	36.5% (31)	85
Friday	21.4% (15)	10.0% (7)	10.0% (7)	14.3% (10)	44.3% (31)	70
Saturday	20.8% (11)	9.4% (5)	7.5% (4)	0.0% (0)	62.3% (33)	53
answered question						120
skipped question						80

9. Tell us what you're looking for in your NKUCFC involvement. How can we serve you better? Check all that apply.			
		Response Percent	Response Count
Expert information about forestry related issues		56.0%	65
Opportunity for collaborative leadership & meeting other leaders		46.6%	54
Share information and gain support for your programs and initiatives		67.2%	78
Participate in NKUCFC activities, committess, and programs		31.9%	37
		Other (please specify)	12
answered question			116
skipped question			84